







Nr	Type	Model No.	Machine Name	Product Photos	Product Description	N\$ Price (Incl VAT)
1	Treadmill	X600A	3HP Commercial Treadmill (LED Screen)		Motor: 3HP Commercial Motor 21.5 Inches Luxurious LED Screen Column: 5mm Aluminium Alloy Super Shock Absorbing Running Structure(Silica Gel) Germany Siegling Running Belt Effective Running Area:1600*600mm Maximum load : 200kg Machine Dimensions: 2339*924*1652 Net Weight: 201kg ,Gross Weight:223 kg	\$ 42,600.00
2	Treadmill	X600B	3HP Commercial Treadmill (LCD Screen)		Motor: 3HP Commercial Motor 21.5 Inches Luxurious LCD Screen Column: 5mm Aluminium Alloy Super Shock Absorbing Running Structure(Silica Gel) Germany Siegling Running Belt Effective Running Area:1600*600mm Maximum load : 200kg Machine Dimensions: 2339*924*1652 Net Weight: 201kg ,Gross Weight:223 kg	\$ 51,800.00
3	Treadmill	Y600A	Self-propelled Treadmill (Alu Alloy Belt)		Sports Mode:1-8 Levels Adjustment Braking Mode : Magnetic Resistance Adjustment Running Belt :Rubber+Aluminium Alloy Belt Running Belt Size : 3600*480 Mm Drive Mode : Gravity Driven Speed Limit Range: 0-20km/H Running Area : 1500*430mm Max Load Bearing : 180kg Net Weight: : 165kg	\$ 35,900.00
4	Bike	X530	Commercial Upright Bike (LED Screen)		Driven Type: Self Generating With Heart Rate Monitor Product Dimension: 1125*525*1565mm Resistance Scope:0-20 Levels Max User Weight: 150kg Net Weight:62.5kg	\$ 21,000.00
5	Bike	X530B	Commercial Upright Bike (LCD Screen)		Product Dimension: 1125*525*1565mm Net Weight:62.5kg Driven Type: Self Generating With Heart Rate Monitor Resistance Scope:0-20 Levels Max User Weight: 150kg	\$ 29,800.00
6	Bike	X520	Commercial Recumbent Bike (LED Screen)		Product Dimension: 1075*585*1370mm Net Weight: 77kg Driven Type: Self Generating With Heart Rate Monitor Resistance Scope:0-20 Levels Max User Weight: 150kg	\$ 24,000.00
7	Bike	X520B	Commercial Recumbent Bike (LCD Screen)		Product Dimension: 1075*585*1370mm Net Weight: 77kg Driven Type: Self Generating With Heart Rate Monitor Resistance Scope:0-20 Levels Max User Weight: 150kg	\$ 32,800.00



Nr	Type	Model No.	Machine Name	Product Photos	Product Description	N\$ Price (Incl VAT)
8	Bike	D13	Commercial Air Bike		Size :(L*W*H) 1375*665*1510mm Machine Weight : 60 kg Belt driven	\$ 13,500.00
9	Elliptical	X510	Commercial Elliptical with Slideway (LED Screen)		Adjustable natural gait slope Adjustable slope 10 -35 20 resistance levels Weight :154kg Power : 220 VAC, 50HZ Heart rate monitoring :Yes Size : (length *width*height) 203*76*183cm	\$ 41,500.00
10	Elliptical	X510B	Commercial Elliptical with Slideway (LCD Screen)		Adjustable natural gait slope Adjustable slope 10 -35 20 resistance levels Weight :154kg Power : 220 VAC, 50HZ Heart rate monitoring :Yes Size : (length *width*height) 203*76*183cm	\$ 50,500.00
11	Elliptical	X511	Commercial Elliptical (LED Screen)		20 resistance levels N.Weight :100kg Power : 220 VAC, 50HZ Heart rate monitoring :Yes Size : (length *width*height) 1935*650*1820mm Max User Weight:150kg	\$ 25,900.00
12	Elliptical	X511B	Commercial Elliptical (LCD Screen)		20 resistance levels N.Weight :100kg Power : 220 VAC, 50HZ Heart rate monitoring :Yes Size : (length *width*height) 1935*650*1820mm Max User Weight:150kg	\$ 33,500.00
13	Rower	D20	2 IN 1 Rowing Machine		Dimension: 2407*623*1124mm Air Resistance : 1-10 Gears Magnet Resistance :1-8 gears Type: Detachable Max User Weight: 150kg	\$ 12,300.00
14	Ski	X005	Air Resistance Skiing Machine		Resistance adjustable Windage adjustment:10 levels Machine size: 130*60*214cm Packing size:132.5*67*59. 5cm Carton:132*64*55cm Display:Speed/Time/Dis./Calories N.W. : 50KG G.W. :55kg	\$ 12,900.00



Nr	Type	Model No.	Machine Name	Product Photos	Product Description	N\$ Price (Incl VAT)
15	Stair Trainer	X200B	Stair Trainer LED Screen		LED Screen Stair Height: 210mm Stair Effective Width:560mm Driven Tye: Motorized Motor Parameters: AC220V, 50HZ, 2HP . Panel Display: Time, Climbing Height, Calories, Step Number, Heart Rate.	\$ 42,900.00
16	Exercise Bike	MND-D16	Steel Frame Magnetic Resistance Exercise Bike		Size: 1190 (L) *590 (W) *1000(H) Machine weight: 68 kg	\$ 13,400.00
17	Exercise Bike	MND-D15	Steel Frame Magnetic Resistance Exercise Bike		Size :(L*W*H) 1473*520*1270mm Machine weight : 60 kg	\$ 12,700.00
18	Exercise Bike	MND-D14	Steel Frame Gym Exercise Bike		Size :(L*W*H) 1473*520*1270mm Machine weight : 63.5 kg Belt driven	\$ 11,800.00
19	Exercise Bike	MND-D12	Steel Frame Gym Exercise Bike		Size :(L*W*H) 1473*520*1270mm Machine weight : 63.5 kg Belt driven	\$ 12,500.00
20	Exercise Bike	MND-D04	Belt Driven Commercial Spinning Bike		Material of handle Core base: stainless steel Product Net weight (68 KG) Gross weight (72 KG) Handle diameter:30mm Resistance:Tighten the knob to increase the friction between wool felt and inertia wheel Bearing at rotating position:Humanistic bearing Main frame pipe type:40 X40 high-quality rectangular tube Material of front and rear ground pipes:stainless steel User weight:200 KG Cushion:Brand professional racing seat cushion Belt specification:5PK-960 L Handle surface technology:Dipped plastic (black pitted surface) Pedal material:Military code cast aluminum pedal Regulation mode:Up, down, left and right Transmission mode:Belt drive Center shaft diameter:40mm Standard color:Yellow, red, apple green	\$ 7,400.00
	Exercise Bike	MND-D07	Belt Driven Commercial Lesmill Spinning Bike		Product Name:Commercial exercise bike Maximum load bearing:150 KG Color:Yellow (color optional) Net weight/gross weight:53 KG/57 KG Resistance system:Top brake and friction resistance Assembly size:1100*550*1250mm Flywheel weight:13 KG (optional) Packing size:1110*280*950mm	\$ 6,500.00



Nr	Type	Model No.	Machine Name	Product Photos	Product Description	N\$ Price (Incl VAT)
----	------	-----------	--------------	----------------	---------------------	----------------------

Certifications:

* All items are CE & ISO approved

Please Note:

- Pricing is indicative and subject to exchange rate and transport fluctuations.
- Final pricing will be confirmed upon formal quotation.
- Estimated lead time: approximately 12 weeks from order confirmation.
- Installation, assembly, and delivery quoted separately unless otherwise specified.
- Price EXW Swakopmund